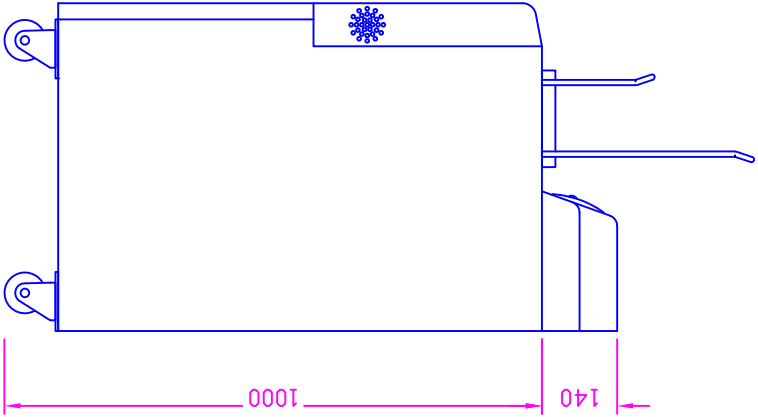
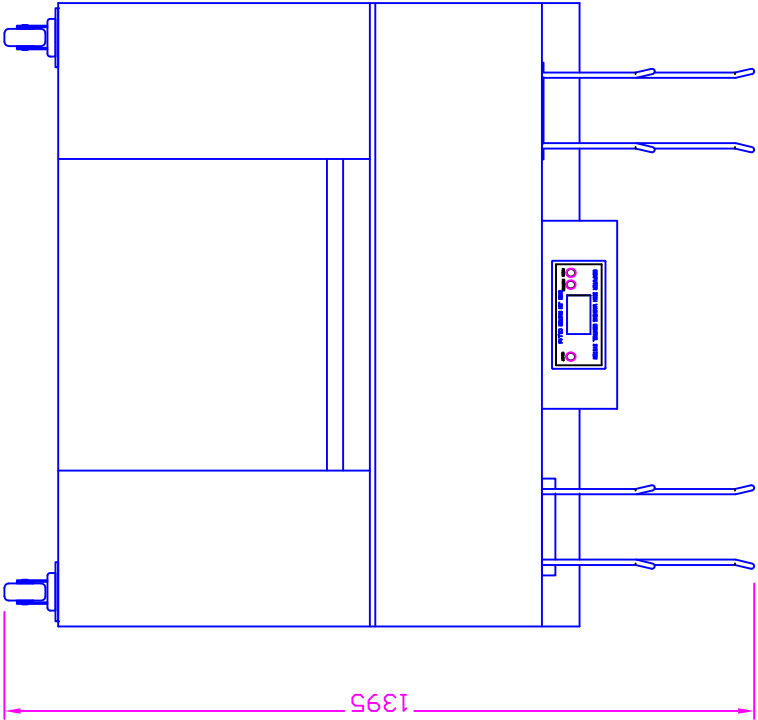
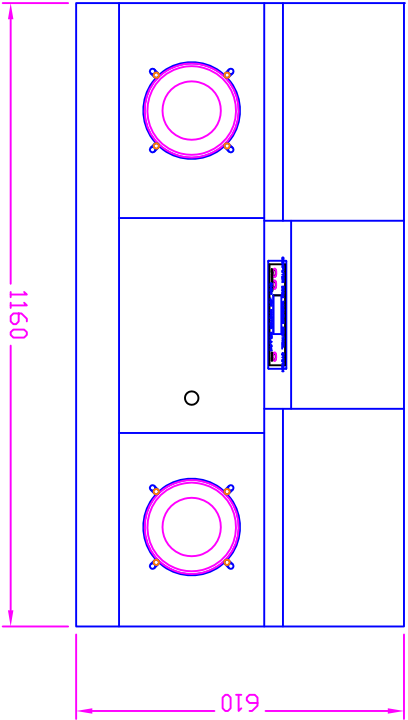


SPECIFICATION	
MODEL	SJM-175D
POWER	220/380V, 3HP 1.13 kW
DIMENSION	1,160L x 610W x 1,140(1395)H



△			
△			
No	Description	Date	Sign

No	Name	Qty	Mat'l	Remark
SJM-175D				
Title				
Name	Outside view	Drawn by Y.J.Park		
Scale	1/1	Date 08.6.23	Checked by	
SJM SHIN JIN MASTER CO.,LTD		Approved by		
		Dwg. No	SD-080621	