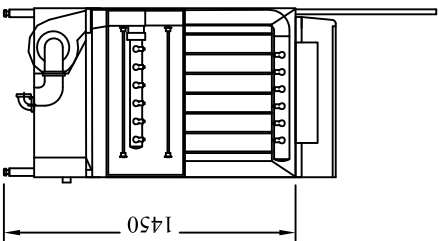
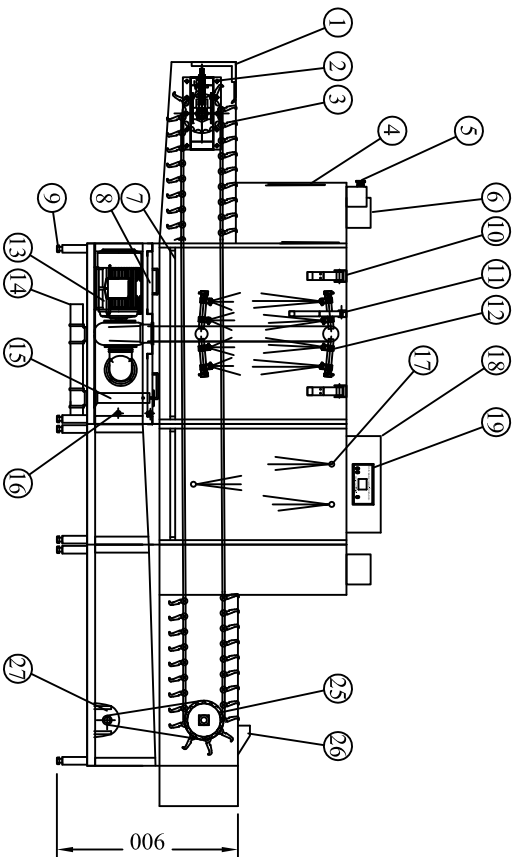
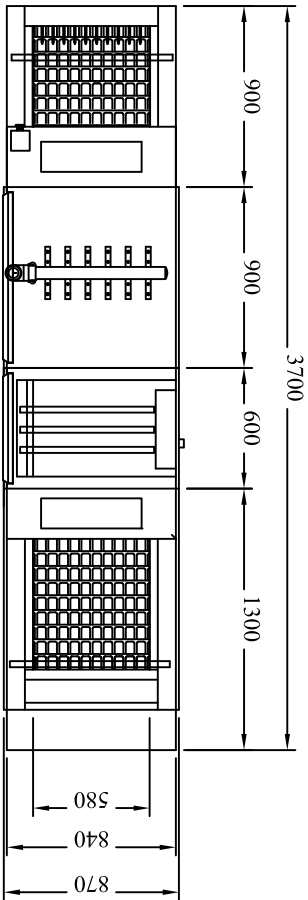


SPECIFICATION

Model	SJM-F1G	
Power	380/220V, 3PH, 10.75 kw	
Size	3,700L x 870W x 1,450H	
Capacity	Dish 2,100ea/hr, Tray 700ea/hr	
Conveyor Speed	1.0 m/min	
Drive Motor	0.2 kw	
Pump Motor	Wash	2.2 kw
	Rinse	0.35 kw
	E/Save	-
Blower Motor	Dry	-
	Tank	8 kw
Heater	Dry	-
Temperature	Wash	60 ~ 65℃
	Rinse	81 ~ 92℃
	Water	20A(1.5 kg/cm ²)
Pipe Conn.	Steam	-
	Drain	40A
Wash Tank	105L	
Using Water	10L/min	



27	Conveyor Motor	0.2kw	
26	Stopper	sus304	
25	Sprocket	Plastic	
19	Controller	PCB/LCD	
18	Control Box	sus304	
17	Spray Nozzle	sus304	
16	Level Sensor	sus304	
15	Overflow Pipe	sus304	
14	Drain Pipe	40A	
13	Pump Motor	3HP	
12	Wash Nozzle	Plastic	
11	Door Holder	sus304	
10	Door Spring	Plate spring	
9	Adjuster	M16 Bolt	
8	Strainer	#2.5 Punch	
7	Door	sus304	
6	Exhaust	sus304	
5	E.M.S	Push Button	
4	Curtain	P.E	
3	Flight Conveyor	Nylon/ sus	
2	Tension Unit	sus304,M16	
1	Guide Plate	sus304	
No	Name	Qty	Mat'ial
Title SJM - F1G			

Name Outside view		Drawn by y.j.park	
Scale	1/1	Date	10. 4.22
SJM SHIN JIN MASTER CO.,LTD		Approved by	
		Dwg. No	SFI-1004511

△		
△		
△		
No	Description	Date Sign